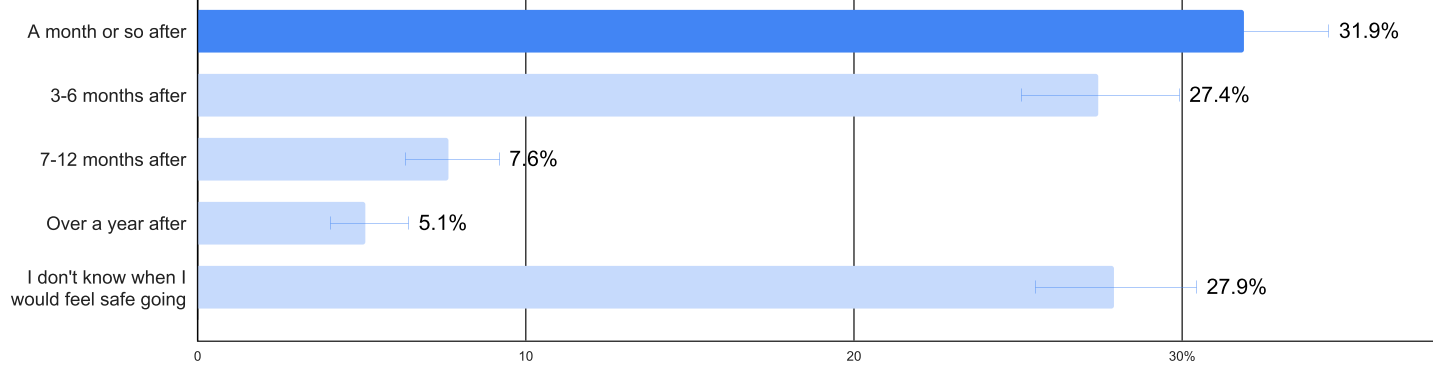


**Covid-19 Events Questionnaire**  
Once the **COVID-19** quarantine is lifted, and things are back to normal, if you were **INVITED** to a wedding or special event with over 100 guests would you feel safe going:

1,305 respondents



A month or so after  
31.9%+2.6% / -2.5%  
3-6 months after  
27.4%+2.5% / -2.3%  
7-12 months after  
7.6%+1.5% / -1.3%  
Over a year after  
5.1%+1.3% / -1.1%  
I don't know when I would feel safe going  
27.9%+2.5% / -2.4%

Total  
Respondent count  
100.0%1,305

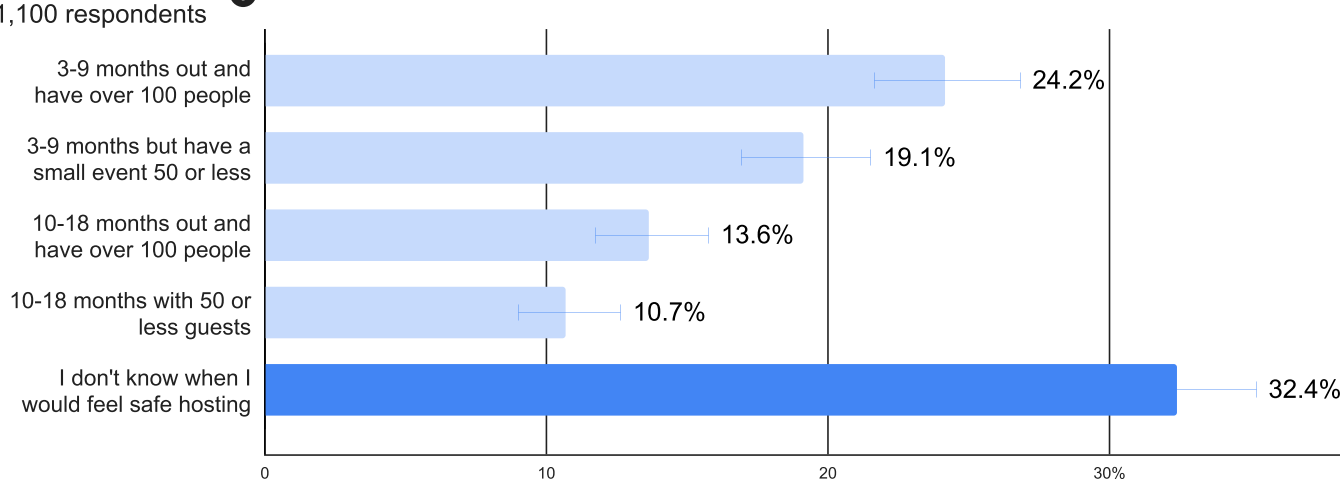
**Bias Table**

Group	Target Population	Sample	Sample Bias
Male	48.7%	46.4%	-2.2%
Female	51.3%	53.6%	2.2%
18-24	17.5%	11.0%	-6.6%
25-34	26.9%	25.1%	-1.8%
35-44	25.1%	28.3%	3.2%
45-54	30.5%	35.6%	5.1%

RMSE Score 3.9%

**Covid-19 Events Questionnaire**  
Once the **COVID-19** quarantine is lifted, if you were **PLANNING** a wedding or other special event, would you plan it:

1,100 respondents



3-9 months out and have over 100 people  
24.2%+2.7% / -2.5%  
3-9 months but have a small event 50 or less  
19.1%+2.4% / -2.2%  
10-18 months out and have over 100 people  
13.6%+2.1% / -1.9%  
10-18 months with 50 or less guests  
10.7%+2.0% / -1.7%  
I don't know when I would feel safe hosting  
32.4%+2.8% / -2.7%

Total  
Respondent count  
100.0%1,100

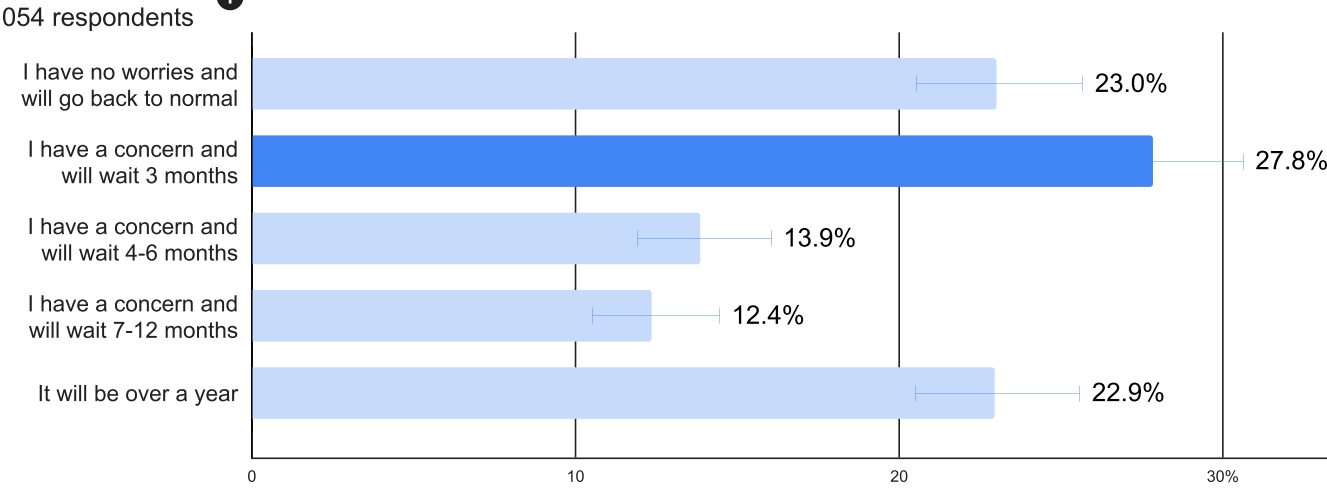
**Bias Table**

Group	Target Population	Sample	Sample Bias
Male	48.7%	47.5%	-1.1%
Female	51.3%	52.5%	1.1%
18-24	17.5%	10.5%	-7.0%
25-34	26.9%	25.9%	-1.0%
35-44	25.1%	27.3%	2.2%
45-54	30.5%	36.3%	5.8%

RMSE Score 3.9%

**Covid-19 Events Questionnaire**  
Once the quarantine is lifted, in regard to an event with a large amount of people (over 500) such as a casino, concert, or corporate party which answer best describes you:

1,054 respondents



I have no worries and will go back to normal  
23.0%+2.7% / -2.5%  
I have a concern and will wait 3 months  
27.8%+2.8% / -2.6%  
I have a concern and will wait 4-6 months  
13.9%+2.2% / -1.9%  
I have a concern and will wait 7-12 months  
12.4%+2.1% / -1.8%  
It will be over a year  
22.9%+2.6% / -2.4%

Total  
Respondent count  
100.0%1,054

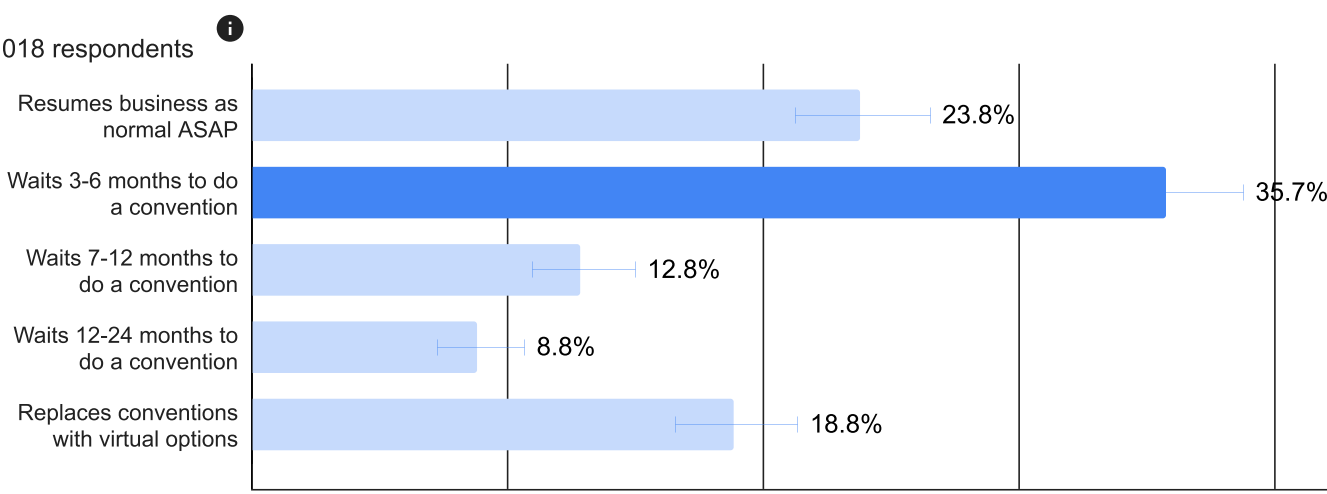
**Bias Table**

Group	Target Population	Sample	Sample Bias
Male	48.7%	47.6%	-1.0%
Female	51.3%	52.4%	1.0%
18-24	17.5%	10.4%	-7.1%
25-34	26.9%	26.1%	-0.8%
35-44	25.1%	27.1%	2.0%
45-54	30.5%	36.3%	5.8%

RMSE Score 3.9%

**Covid-19 Events Questionnaire**  
If you or a significant other works for a company that holds conventions, once the COVID-19 quarantine is lifted, and things are back to normal, would you prefer the company:

1,018 respondents



Resumes business as normal ASAP  
23.8%+2.7% / -2.5%  
Waits 3-6 months to do a convention  
35.7%+3.0% / -2.9%  
Waits 7-12 months to do a convention  
12.8%+2.2% / -1.9%  
Waits 12-24 months to do a convention  
8.8%+1.9% / -1.6%  
Replaces conventions with virtual options  
18.8%+2.5% / -2.3%

Total  
Respondent count  
100.0%1,018

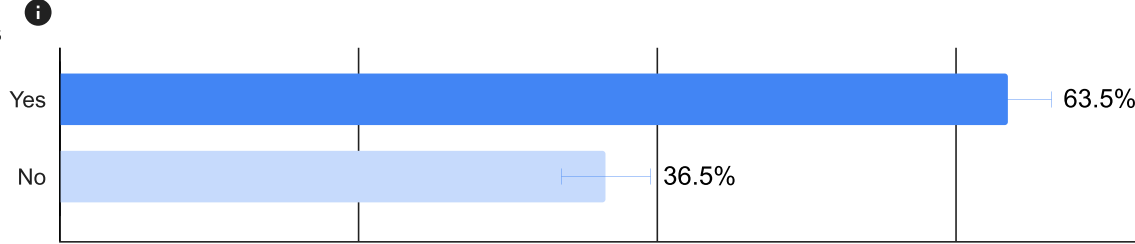
**Bias Table**

Group	Target Population	Sample	Sample Bias
Male	48.7%	47.8%	-0.8%
Female	51.3%	52.2%	0.8%
18-24	17.5%	10.5%	-7.0%
25-34	26.9%	26.0%	-0.9%
35-44	25.1%	27.1%	2.0%
45-54	30.5%	36.3%	5.8%

RMSE Score 3.9%

**Covid-19 Events Questionnaire**  
Would your answers to the previous questions change if there was a vaccine or proven cure for COVID-19?

1,001 respondents



Yes  
63.5%+2.9% / -3.0%  
No  
36.5%+3.0% / -2.9%

Total  
Respondent count  
100.0%1,001

**Bias Table**

Group	Target Population	Sample	Sample Bias
Male	48.7%	48.1%	-0.6%
Female	51.3%	51.9%	0.6%
18-24	17.5%	10.4%	-7.1%
25-34	26.9%	26.1%	-0.8%
35-44	25.1%	27.1%	2.0%
45-54	30.5%	36.5%	6.0%

RMSE Score 3.9%